Snap Cards

Print on card stock. Cut along the dashed lines – there are four of each card.









Card Backs

For sheet 1

Print this on the reverse of the previous page. Set the printer to flip on the long edge.



Snap Cards

Print on card stock. Cut along the dashed lines – there are four of each card.









Card Backs

For sheet 2

Print this on the reverse of the previous page. Set the printer to flip on the long edge.



Snap Cards

Print on card stock. Cut along the dashed lines – there are four of each card.









Card Backs

For sheet 3

Print this on the reverse of the previous page. Set the printer to flip on the long edge.



Snap Cards

Print on card stock. Cut along the dashed lines – there are four of each card.









Card Backs

For sheet 4

Print this on the reverse of the previous page. Set the printer to flip on the long edge.



Snap Cards

Print on card stock. Cut along the dashed lines – there are four of each card.









Card Backs

For sheet 5

Print this on the reverse of the previous page. Set the printer to flip on the long edge.



Snap Cards

Print on card stock. Cut along the dashed lines – there are four of each card.









Card Backs

For sheet 6

Print this on the reverse of the previous page. Set the printer to flip on the long edge.



Snap Cards

Print on card stock. Cut along the dashed lines – there are four of each card.









Card Backs

For sheet 7

Print this on the reverse of the previous page. Set the printer to flip on the long edge.



Snap Cards

Print on card stock. Cut along the dashed lines – there are four of each card.









Card Backs

For sheet 8

Print this on the reverse of the previous page. Set the printer to flip on the long edge.

